

Nov 1, 2018

Motor Business Unit,
Electromechanical Control Business Division,
Automotive & Industrial Systems Company,
Panasonic Corporation

Software Upgrade Notice **for AC Servo Driver (MINAS A6NE/A6NF Series)**

Thank you for your daily support and efforts to our business.
As described below, we will upgrade the software version for MINAS A6NE and A6NF series.
We would appreciate your understanding and cooperation with this matter.

■ Affected Models: Servo drivers of all MINAS A6NE and A6NF series

Part number:

M * D L * * * N *

Starting with **M**, with **DL** as the 3rd and 4th characters, **N** as the 8th character, and **E** or **F** as the 9th character from the left.

■ Description of the Change and Reason:

The software version will be upgraded from Ver1.23 to Ver1.24 for functionality improvement purposes.

No.	Function		Ver1.09	→	Ver1.10
1	Addition of high response current control function	Pr6.11 "Current response setup" Expansion of setting range	The setting range: 10 to 100 [%] (Shipment value 100 [%])		The setting range: 10 to 300 [%] (Shipment value 100 [%])
2	Supporting the return-to-origin function when using absolute encoder in absolute mode	Expansion of the supported range of return-to-origin (Command Code = □4h)	When using absolute encoder in incremental mode, return-to-origin function can be used only with (setting of Pr0.15 = 1) (Shipment value is Pr0.15 = 1)		Return-to-origin function can be used with both increment and absolute modes (shipment value Pr0.15 = 0 to 4)

* Refer to the next page for the detail of changed content

[Detail of Changed Content]

No. 1) Addition of high response current control function

The setting range of the current response setup (Pr6.11) is expanded and the function to improve the responsiveness of the current control is added.

This addition will increase the speed and precision of the equipment.

No. 2) Addition of return to origin function in absolute mode

Initialization mode of RTEX return-to-origin command (Command Code = □4h) has been expanded for use even with absolute mode (Pr0.15 = 0, 2, 3, 4). In the case of RTEX return-to-origin command with incremental mode (Pr0.15 = 1), previously available functions can be used.

Category	No.	Parameter name	Setting range	Unit	Function
0	15	Absolute encoder setting	0 to 4	—	Sets the method of absolute encoder use. *) 0: Used as absolute system (absolute mode). 1: Used as incremental system (incremental mode). 2: Used as absolute system (absolute mode), but multirotation counter over is ignored. 3: Used as absolute system (absolute mode), but multirotation counter over is not used. (1 rotation absolute mode) 4: Used in absolute system (Absolute mode) to set the upper limit value of the multi-rotation counter. Ignores multi-rotation counter over. (Infinite rotation absolute mode)

*) During full-closed control, absolute encoder is handled as incremental system (setting value = 1) in the internal control.

- Setup support software (PANATERM) for Ver1.24 will be available from Ver.6.0.1.13 onward.
- Previously offered functions can be used by setting up the previous parameter file for the driver.

■ Timing: The change will be made from the production lot in Nov 2018.

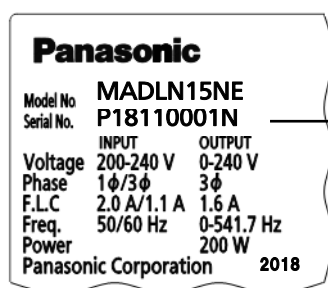
■ Method of checking:

• Method involving checking the software version

The software version can be checked by using the setup support software (PANATERM), or by checking from the RTEX communication command.

• Method of checking the year and month of manufacturing from the manufacturing code (serial number)

The manufacturing code (serial number) shown on the name plate located on the side of the product conforms to the following rule.



Manufacturing code (Serial number)

Ex. **P18110001N**

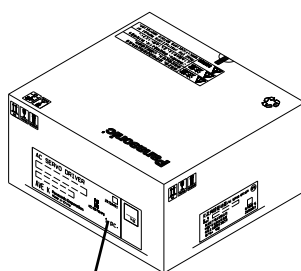
TTT Serial number (4 digits)

Month of manufacturing
(2 digits)

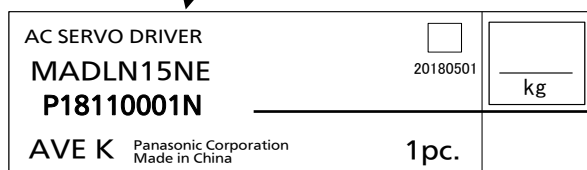
Year of manufacturing
(last 2 digits of the
calendar year)

} Check the year
and month of
manufacturing.

The manufacturing code (serial number) shown on the label attached to the front surface of the package box follows the following rule.



Number is not included in
this label.



Manufacturing code (Serial number)

Ex. **P18110001N**

TTT Serial number (4 digits)

Month of manufacturing
(2 digits)

Year of manufacturing
(last 2 digits of the
calendar year)

} Check the year
and month of
manufacturing.